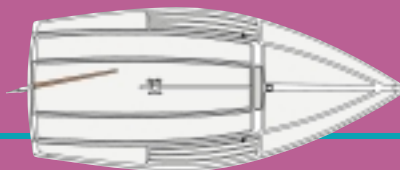


Catalina 16.5



16.5



Catalina 16.5 principal specifications*

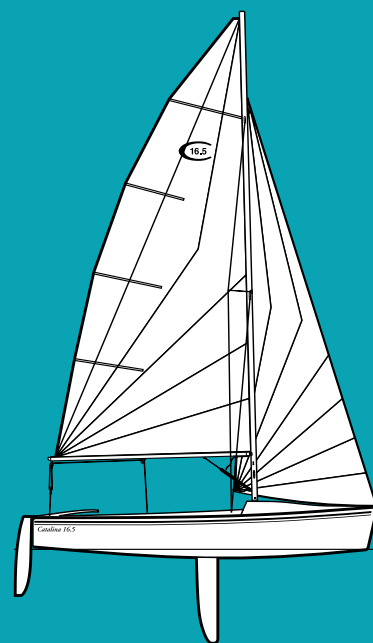
Length Overall	5.23m	17' - 2"
Length of Hull	4.98m	16' - 4"
Beam	2.13m	7' - 0"
Draft		
Board up	0.13m	0' - 5"
Board down	1.35m	4' - 5"
Mast length	6.96m	22' - 10"
Rated Sail Area	13.90m ²	150 sq.ft.
Approximate Weight	195kg	430 lbs.



The big roomy cockpit is ideal for family outings with comfortable seats inboard and wide coamings outboard to suit your individual sailing style.

The Centerboard model features a powerful sailplan, balanced by the stable hull form and fiberglass centerboard and rudder. This provides excellent performance and sure, predictable handling in a broad range of conditions. Adjustable hiking straps, tiller extension, adjustable outhaul, and sheet bag are all standard equipment.

Like every Catalina, the Catalina 16.5 is built with a one piece hand laminated deck. The hull is also hand laid for strength and light weight. Both models come with self-bailing cockpits, a large forepeak storage compartment with a watertight hatch. Also included is anodized mast and boom with adjustable outhaul, stainless steel standing rigging, complete Dacron sails and running rigging.



Catalina Yachts

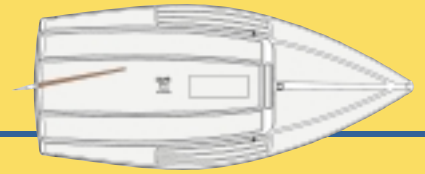
21200 Victory Blvd., Woodland Hills, CA 91367
Phone (818) 884-7700 FAX (818) 884-3810

www.catalinayachts.com

*All measurements are approximate and subject to change without notice.

16.5K

Catalina 16.5 keel



Catalina 16.5K principal specifications*

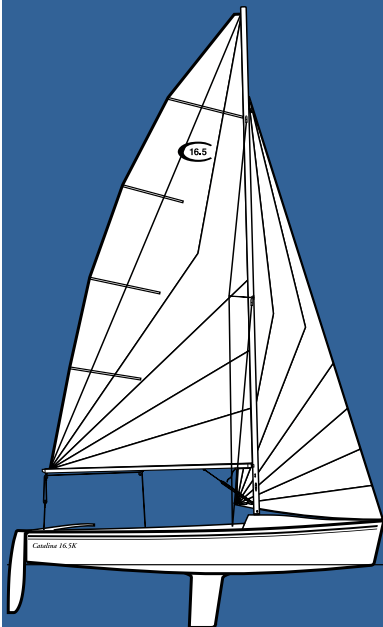
Length Overall	5.23m	17' - 2"
Length of Hull	4.98m	16' - 4"
Beam	2.13m	7' - 0"
Draft	0.91m	3' - 0"
Ballast	113kg	250 lbs.
Mast length	6.96m	22' - 10"
Rated Sail Area	13.90m ²	150 sq.ft.
Approximate Weight	295kg	650 lbs.



The big roomy cockpit is ideal for family outings with comfortable seats inboard and wide coamings outboard to suit your individual sailing style.

The Keel model is perfect for owners who will be storing their boat on a mooring or at a dock most of the season. While retaining all the deck features, sailplan and styling of the Centerboard model, a molded-in sealed bilge sump is included in the Keel model. The high aspect keel is cast from lead and attached with stainless steel keel bolts.

Like every Catalina, the Catalina 16.5 is built with a one piece hand laminated deck. The hull is also hand laid for strength and light weight. Both models come with self-bailing cockpits, a large forepeak storage compartment with a watertight hatch. Also included is anodized mast and boom with adjustable outhaul, stainless steel standing rigging, complete Dacron sails and running rigging.



Catalina / Yachts

21200 Victory Blvd., Woodland Hills, CA 91367
Phone (818) 884-7700 FAX (818) 884-3810

www.catalinayachts.com

*All measurements are approximate and subject to change without notice.